

DC TO AC POWER INVERTER AH SERIES

Model No: PM-5000AH (5000W . 10.000W)



Front Panel 🔍



Back Panel 🔍



Accessory 🔍



Remote Control 🔍



Applications



On-line Catalog

- AH
- Soft start ()
- AVR design ()
- Input & Output isolated (/)
- Auto temperature control fan ()
- Reverse polarity protection. / by fuse (DC)
- Output short circuit protection (AC)
- Temperature protection: 65 +/- 5degrees ()
- Overload protection ()
- Input low voltage protection (DC)
- Input high voltage protection (DC)
- Low battery alarm (DC)
- Auto - Detecting Wrong battery Control (DC)

Modified Sine wave

AH

Modified Sine wave

, , 가
POWER MASTER

. AH
Standard Modified Sine wave Inverter

Modified Sine wave

AH

가

, TV,
가 가

가

MOS FET

MOS FET

PWM

1

DC

2

AC

PCB

가

1. , RV ,

2.

3.

4.


5.

가

가 AC

가

가



No.1 :

5

No.2 :

OFF

No.3 : POWER

No.4 :OVER TEMP.()
가

220Vac 가

가

가

220Vac

가

No.5 : OVER LOAD ()

가

No.6 : LOAD ()

) 1500AH(1500W)
750W

%
100%
가 50%

No.7 : BATTERY ()

12V 24V

DC (I/P)

No.8 : AC (O/P OUTLET)

220Vac

AC

가

가

Description:

Convert 12V/ 24Vdc to 220Vac, so that you can use whatever electric appliances in your car, caravan, marine or at home where you cannot get domestic power. ~ Power it UP wherever you go ~

~

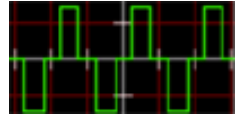
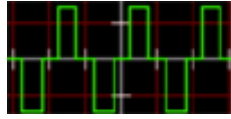
!~

Specifications:

Model No. (PM-5000AH-xx)	PM-A-5000AH-12 12V	PM-A-5000AH-24 24V
Output power continuous	5000W (5KW)	5000W (5KW)
Instant Surge	10.000W (10KW)	10.000W (10KW)
Standby Current	< 0.7A	< 0.7A
DC Input Voltage DC	10~15V	20~30V

AC Output Voltage AC	220Vac	220Vac
Regulation	± 5%	± 5%
Output frequency	60Hz ± 0.05%	60Hz ± 0.05%
Efficiency	> 85%	> 85%
Low Battery Alarm DC	< 10.5V ± 0.5VDC	< 21.5V ± 0.5VDC
Low Battery Alarm & Shut-Down DC	< 9.5V ± 0.5VDC	< 20.5V ± 0.5VDC
Over Heating Alarm	> 60	> 60
Over Heating Alarm & Shut-Down	> 65	> 65
Over Load Alarm	> 5100W	> 5100W
Over Load Alarm & Shut-Down	> 5200W	> 5200W
Input Low Voltage Protection DC	Yes	Yes
Soft Start	Yes	Yes
DC/AC Isolated DC	Yes	Yes
AVR Design	Yes	Yes
Output Short Circuit Protection	Yes	Yes
Auto Temperature Control Fan	Yes	Yes
Reverse Polarity Protection DC	Yes (By Fuse)	Yes (By Fuse)
Fuse ()	25A * 24pcs	10A * 24pcs
Dimensions (L x W x H mm) (x x)	500 * 169 * 152	500 * 169 * 152
Gross weight (by Kg/s) (kg)	10.80	10.80
Accessory ()	DC Cable with O-ring	DC Cable with O-ring

Output Waveform
(Modified sine wave)



가